

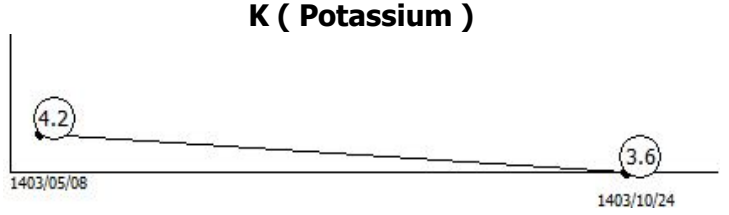
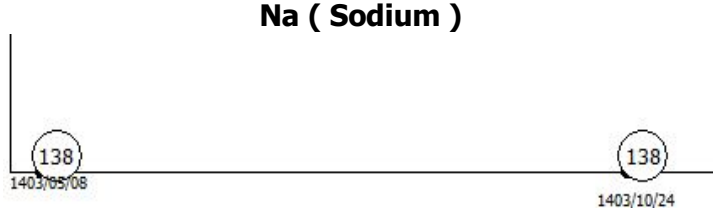
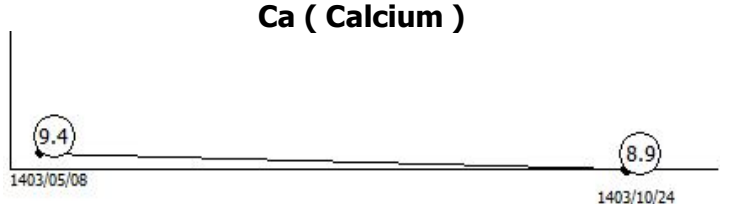
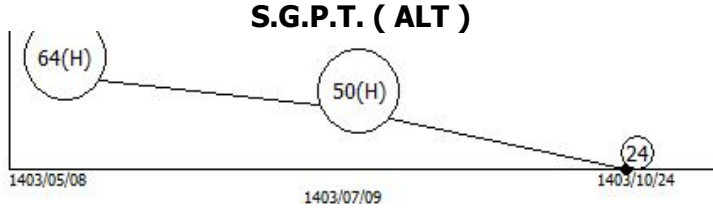
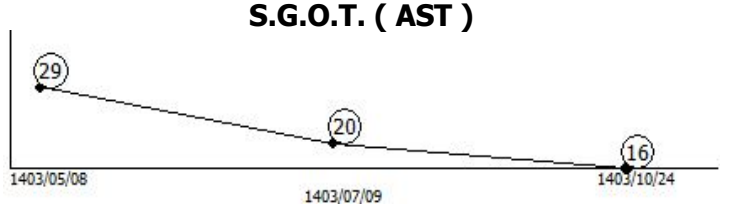

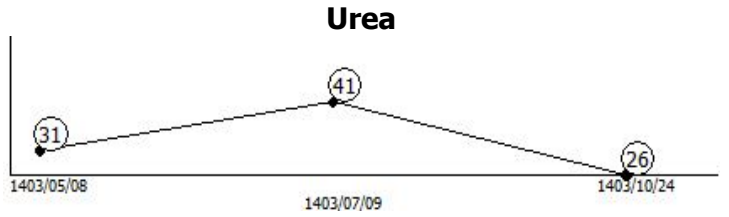
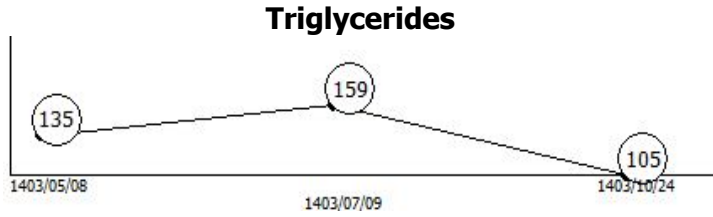
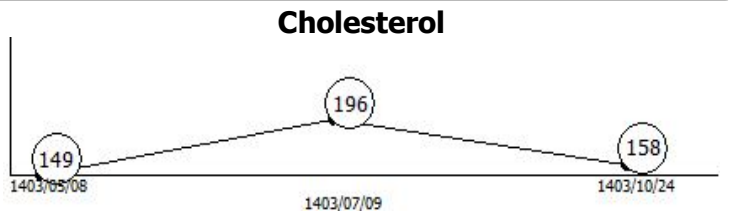
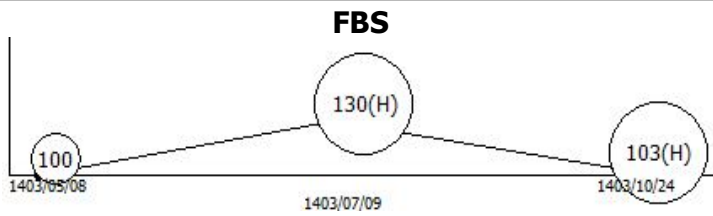
سن: ۳
 تاریخ پذیرش: ۱۴۰۳/۱۰/۲۴
 نام مراجعه کننده: آقای امیر پورمند
 سن: ۲۷ سال

Hematology

<u>Test</u>	<u>Result</u>	<u>Unit</u>	<u>Normal Range</u>	<u>Differential</u>
C.B.C.				
W.B.C.	5.1	10*3/μL	Adult: 4.4-11	Neutrophils 45 %
R.B.C.	5.29	10*6/μL	Adult: 4.5-5.9	Lymphocytes 52 %
Hgb	15.1	g/dL	Adult: 14-17.5	Monocytes 2 %
HCT	44.1	%	Adult: 41.5-50.4	Eosinophils 1 %
M.C.V.	83.4	fL	Adult: 80-96	
M.C.H.	28.5	pg	Adult: 27.5-33.2	
M.C.H.C.	34.2	g/dL	Adult: 33.4-35.5	
Platelets	169	10*3/μL	Adult: 150-450	
RDW-CV	12.9	%	10 - 16	
PDW	15.5	fL		
MPV	10.6	fL		

Biochemistry

<u>Test</u>	<u>Result</u>	<u>Unit</u>	<u>Normal Range</u>
FBS	↑ 103	mg/dL	70-100
Cholesterol	158	mg/dL	Desirable < 200 Moderate Risk : 200 - 239 High Risk > 240
Triglycerides	105		40 - 200
Urea	26	ug/dl	19 - 44
Creatinine	0.93	mg/dL	0.7 - 1.4
HDL Cholesterol	37	mg/dL	Low Risk >50 Medium Risk 35-50 High Risk <35
LDL / HDL Ratio	2.2	Ratio	Low risk < 3 Moderate risk : 3 - 6 High risk > 6
LDL Cholesterol	82	mg/dL	Optimal: <100 Near optimal: 100-129 Borderline high: 130-159 High: 160-189 Very high: >190
Cholesterol/HDL Ratio	4.3	Ratio	<5
S.G.O.T. (AST)	16	U/L	male : < 37 female : < 31
S.G.P.T. (ALT)	24	U/L	male : < 41 female : < 31
Alkaline Phosphatase	239	IU/L	70-306
Protein (Total)	6.6	g/dL	6.6 - 8.8
Albumin	4.5	g/dL	3.5-5.2
Ca (Calcium)	8.9		8.5 - 10.5
P (Phosphorus)	3.9	mg/dL	2.6-4.5
Na (Sodium)	138	mEq/L	135-145
K (Potassium)	3.6	mEq/L	3.5-5
Mg (Magnesium)	2.4	mg/dL	1.8-3.0



Special Biochemistry


Test	Result	Unit	Normal Range
Fe (Iron)	66	micg/dL	Adult: 60-150
T.I.B.C.	468	µg/dL	270-475
Zn (Zinc)	114		70-114
25-OH-Vitamin D	↓ 14.2	ng/ml	Deficient <20 Insufficient 20-29 Sufficient 30-100 Potential Toxicity >100

Special Biochemistry (ECL)

Test	Result	Unit	Normal Range
Ferritin	121.6	ng/ml	20 - 350
Vitamin B12	355.8	pg/ml	160 - 950

Immunoassays-Thyroid Function

Test	Result	Unit	Normal Range
TSH (ECL)	1.4		0.4 - 5



Urine AnalysisMacroscopic**Urine Analysis**

Color	Yellow
Appearance	Clear
Specific Gravity	1.030
pH	5
Protein	Negative
Blood/Hgb	Negative
Glucose	Negative
Ketone	Negative
Bilirubin	Negative
Urobilinogen	Negative
Nitrite	Negative
Bacteria	Negative

Microscopic

W.B.C.	1-2
R.B.C.	0-1
Epithelial Cells	1-2
Casts	Negative
Crystals	Negative

Lab director


 آزمایشگاه تشخیص طبی و پاتولوژی لقمان
 دکتر حامد حسینی
 متخصص آسیب شناسی بالینی و تشریحی
 (دارای مورد تخصصی)
 نظام پزشکی: ۱۲۸۰۶۰۱